

ALPHA MAXI Track 48Vdc (Ad. Bin. 01-06-13 Nero o Bianco) **340BD09L11** **340BD10L11**



Descrizione del prodotto / Product description

Proiettore LED direzionabile da interno per binari elettrificati a bassa tensione 48Vdc. Ideale per l'illuminazione d'accento.

Corpo realizzato da tornitura di alluminio verniciato.

Disponibili varie ottiche in PMMA trasparente.

Anello frontale antiglare in alluminio anodizzato nero con finitura personalizzabile a richiesta.

Sorgente COB LED con LES ridotta.

Fornito con adattatore per binari in tensione costante "Stucchi".

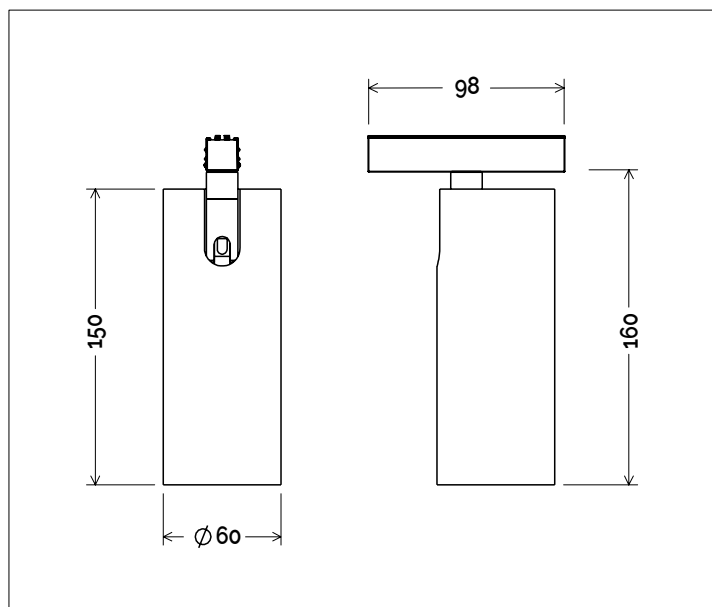
Adjustable LED projector for indoor for track or ceiling system. Ideal for accent light.

Body made of turning aluminum with painted finish.

Spot optics made of clear PMMA and anti-glare ring made of anodized aluminum with customizable finish. COB LED source with LES reduced.

COB LED source with LES reduced.

Supplied with "Stucchi" constant voltage track adapter.



Dati tecnici | Technical Info

* su richiesta / on requests

Finiture Finishes	4010 Oro Gold
	4011 Bronzo Bronze
	4051 Bianco Txt White Textured
	4052 Nero Txt Black Textured
	Verniciati RAL RAL Paintings*

Potenza Power	25W
Corrente Current	-
Tensione Voltage	48Vdc
Tolleranza cromatica Chromatic tolerance	3 SDCM
Flusso luminoso Luminous Flux	2961lm
Mantenimento del flusso luminoso Flux Maintenance	≥50.000h
Temperature di esercizio Operating temperature	-20° ~ 45°

Simbologia tecnica Technical informations

	Conforme alle direttive CE
	Conforme alle normative RoHS
	Classe III
IP20	Indice di Protezione IP20

Temperatura di Colore Color Temperature

9027 - 2700K CRI 92
9030 - 3000K CRI 92
9040 - 4000K CRI 92

Ottiche Optics

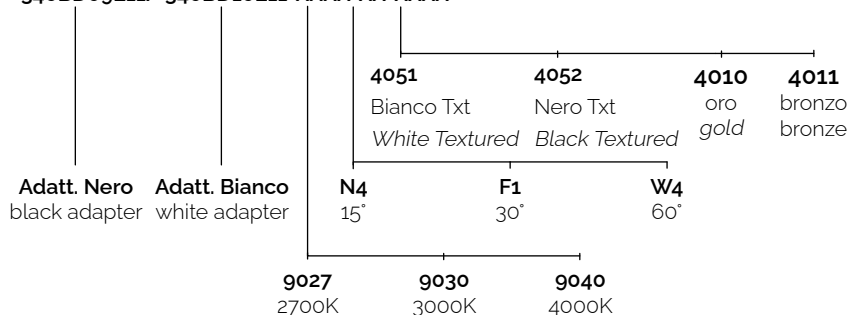
	N4 - 15° (Narrow Beam)
	F1 - 30° (Flood Beam)
	W4 - 60° (Wide Flood Beam)

Sistemi di Controllo Control System

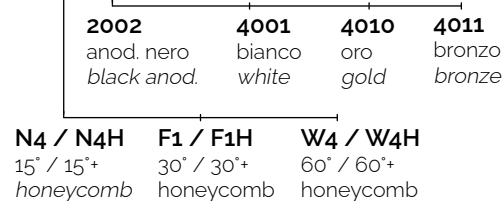
	On / Off (remoto escluso / remote excluded)
PUSH	Push * (remoto escluso / remote excluded)
	DALI * (remoto escluso / remote excluded)
	Casambi Bluetooth * (remoto escluso / remote excluded)

Creazione Codice | Code construction

340BD09L11/ 340BD10L11-XXXX-XX-XXXX

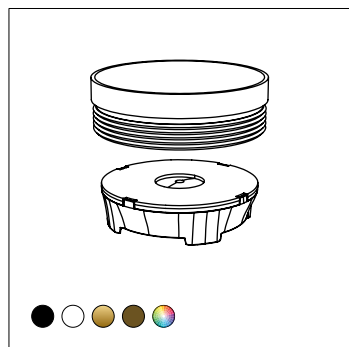


9F008-XX-XXXX



Accessori | Accessories

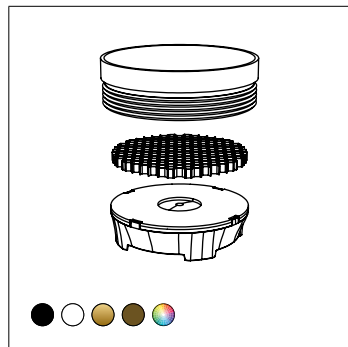
9F008-XX-XXXX



Ottica + Anello riflettore

Optic + Lock ring

9F008-XXX-XXXX



Ottica + Anello riflettore+
honeycomb

Optic + Lock ring+ honeycomb